

Fiberglass Features and Benefits

FIBERGLASS DOORS

Our fiberglass entry doors with exclusive Hydroshield Technology™ feature fiberglass reinforced door skins, full-length composite stiles, and composite top & bottom rails to prevent water infiltration on all six sides.

FULL LENGTH COMPOSITE TOP AND BOTTOM RAILS

Additional non-porous protection keeps water from seeping into the door and helps prevent the buildup of mold or mildew.

FIBERGLASS REINFORCED SKIN

Fiberglass is unmarred by the wear and tear of everyday use and is unaffected by moisture and humidity. Our doors will not rot, splinter or warp like wood, and won't dent or delaminate like steel.

FULL LENGTH COMPOSITE STILES

Fiberglass entry doors feature full length composite stiles to prevent water infiltration into the door and ensures our door will never warp, rot, or rust.

FULL LENGTH LVL ON THE LOCK AND HINGE SIDE

Fiberglass entry doors feature full length LVL on the lock and hinge side to provide better strength, accommodate all types of lock sets and prevent future thermal warping.

ARCHITECTURALLY CORRECT PROPORTIONS

Plastpro doors are designed with beautifully detailed panels that are identical to traditional wood door construction to create crisper shadow lines and heightened curb appeal.

INSULATED CORE

Our environmentally friendly insulation is 100% CFC-free and provides an R-Value five times higher than wood doors.

PF™ FRAMES

While other companies may use a few inches of composite material finger jointed to wood at the bottom of their frames, Plastpro is proud to offer 100% full-length composite frames.

CLOSED CELLULAR STRUCTURE

Ensures doorframe and molding will not absorb moisture and resists splitting, rotting and insect damage.

RIGID POLY-FIBER FORMULATION

Plastpro's unique poly-fiber formulation provides durability, support and reliable strength.

LIMITED
LIFETIME
WARRANTY



PLASTPRO PF™ FRAME with HydroShield Technology® WOOD FRAME

ENTRY SYSTEM FEATURES & BENEFITS

MOISTURE RESISTANT

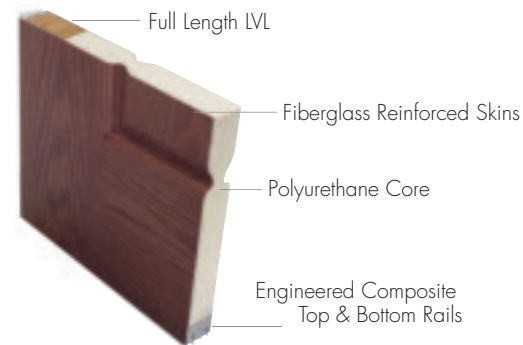
ROT RESISTANT

INSECT RESISTANT

TWICE THE SCREW HOLDING
POWER OF WOOD



Horizon Series - HO
Decorative Glass



Templar

Dahlia

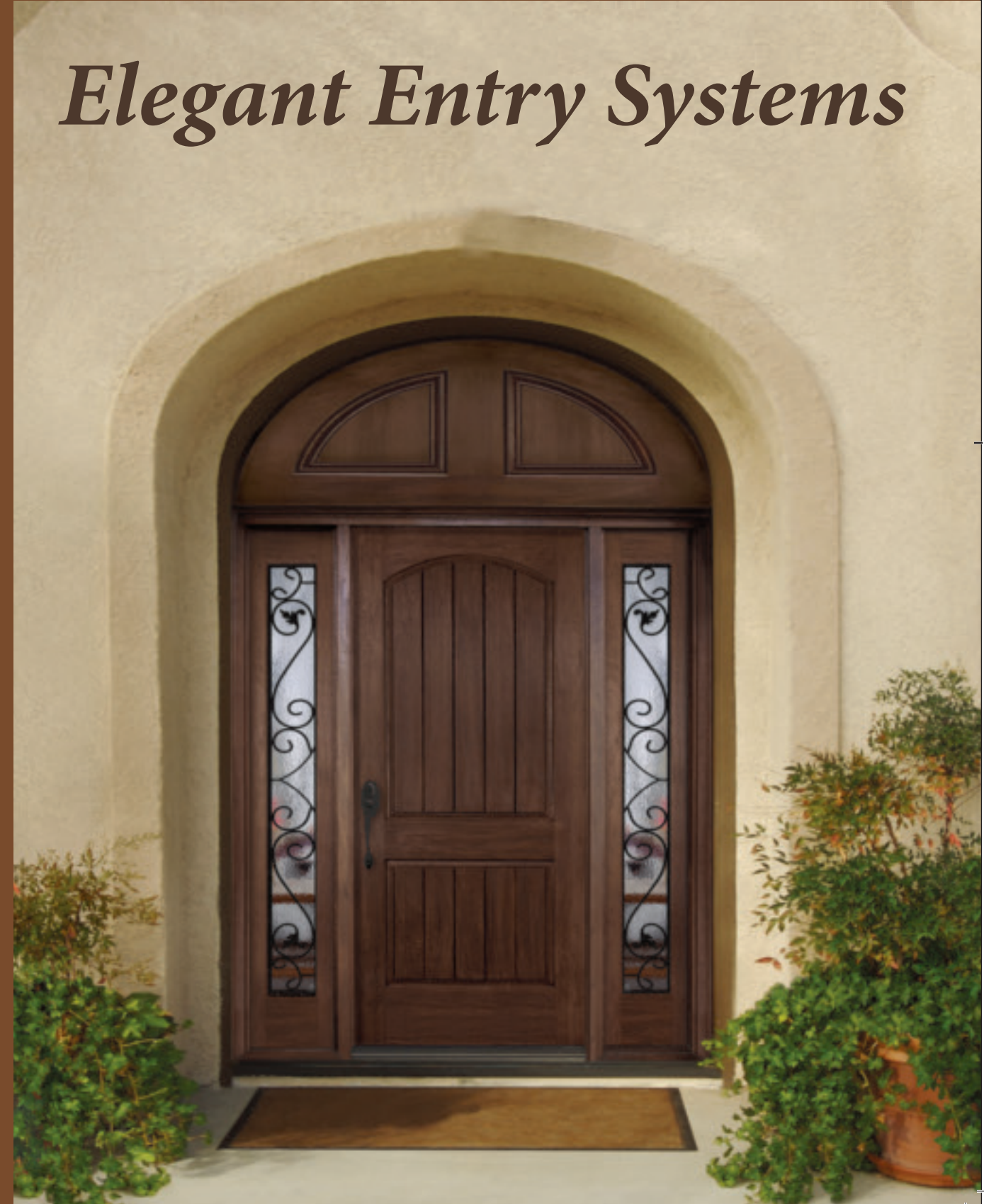
Bevel Cluster

Serenity

Coventry

FIBERGLASS DOORS

Elegant Entry Systems



Prefinished Insulated Clear Glass Fiberglass Doors & Sidelights

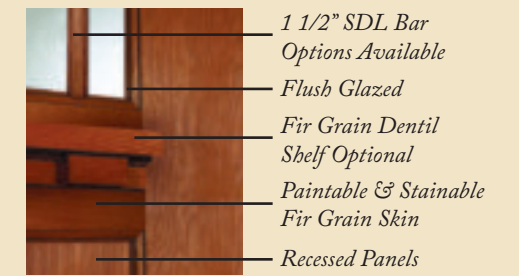
Decorative glass options available - See Decorative glass catalog.

Craftsman & Rustic Doors with Oak, Fir and Distressed Wood Grain



Craftsman Door

The two panel Craftsman Door with clear insulated tempered glass is available in 1, 3 and 6 Simulated Divided Lights. Craftsmanship and classic styling of the Fir Grain doors feature the fine vertical graining characteristic of Douglas Fir. The low maintenance Wood Grain Poly Fiber Composite frame; standard on all fiberglass doors, is moisture, rot and insect resistant. Strength, security and durability are built into every door to last a lifetime. Optional Dental shelf is available for Craftsman two panel doors. Note: Fir Wood Grain - Clear Glass Only.



Elegant Striation

A field of clear Antique glass striations accent a simple antique patina coming in traditional or prairie grid design.

Craftsman 3 Panel Door

The three panel design Craftsman door has the same Oak Grain as traditional fiberglass doors. It is available in 1, 3 and 6 Craftsman Simulated Divided Light (SDL) or decorative glass selections. Dental Shelf available as an option. Note: Oak Wood Grain

Simulated Divided Light

Craftsman SDL with a new wide traditional flat profile provides a handcrafted appearance. Low E is provided for energy efficiency. Matching sidelights are available. Note: Oak Wood Grain

Rustic Door

The Rustic door provides a classic charm with contemporary appeal to any home. Each Rustic door contains deep graining and distinct plank detail that resembles true distressed wood. Fullview sidelights with Wrought Iron or Black Patina decorative glass will compliment your home's décor. (See decorative glass brochure for details.)



RDR 1

- Adds value to your home
- Leaves a lasting impression
- Energy efficient polyurethane core
- Hydroshield Technology
- Low maintenance
- 9 warranted stained finishes – custom stain optional.
- Insulated clear tempered glass – Low E & Decorative glass selections available.
- 16 warranted paint finishes: Two-tone finishes & custom finish options.
- Expertly crafted custom size entry systems available.



* 20-minute Warnock - Hersey